

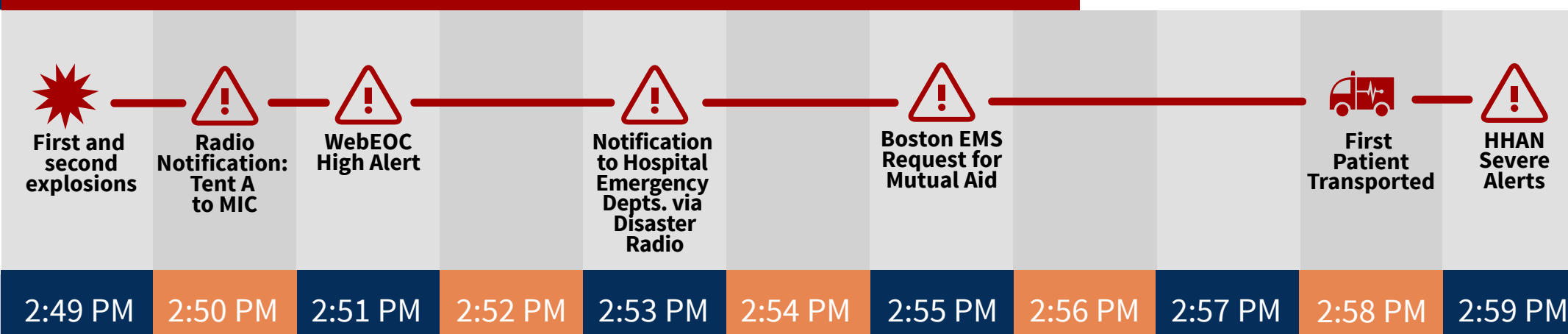
# 2013 BOSTON BOMBINGS

## *Response & Recovery*

This infographic preview summarizes health and medical notifications and EMS patient transports during the initial response to the 2013 Boston Bombings. The full version of the infographic will contain additional information related to public health, medical, and social services provided in response to the bombings.

### Initial Response

#### The First Ten Minutes: Notifications

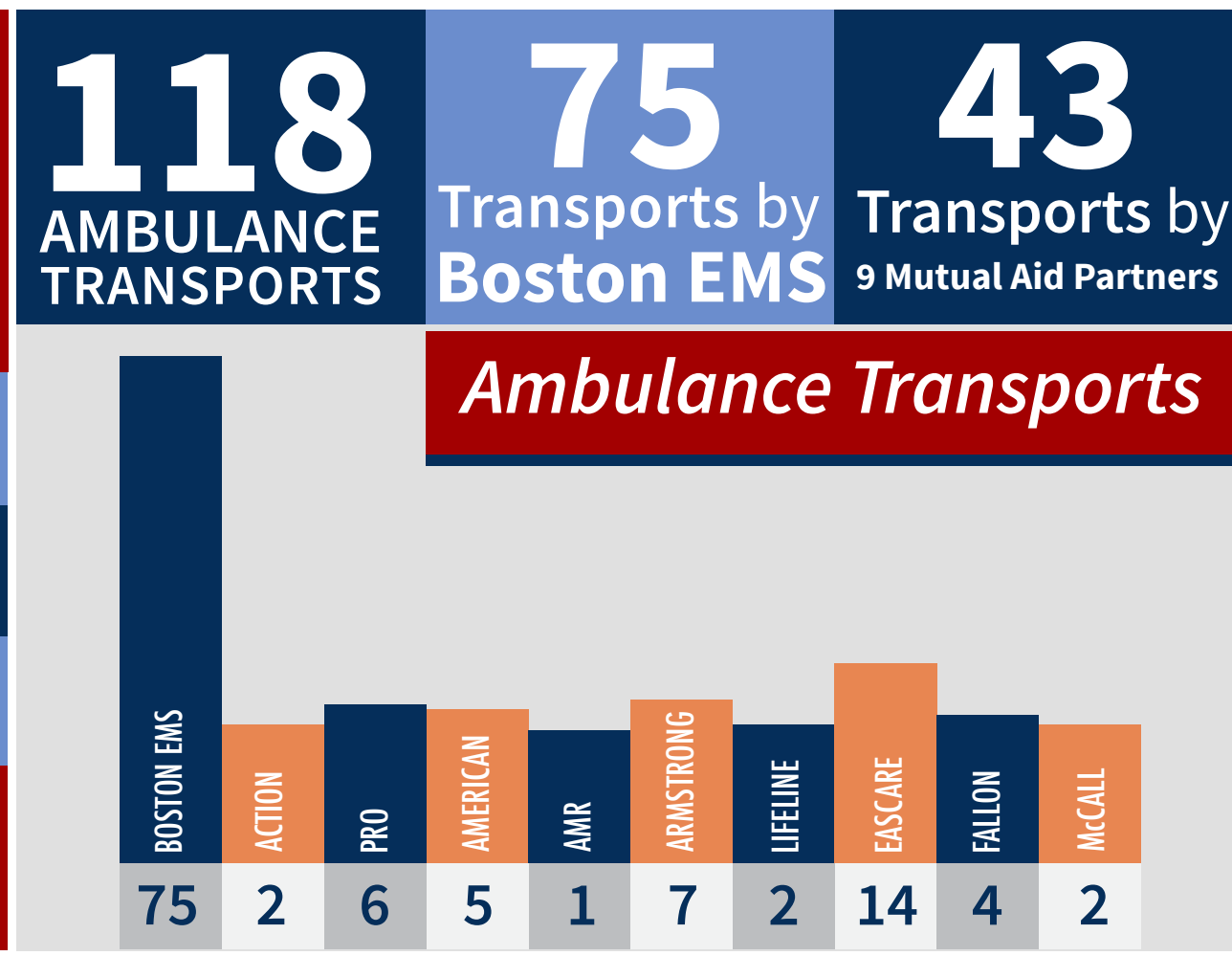


**Notifications Legend**  
**MIC:** Stephen M. Lawlor Medical Intelligence Center  
**HHAN:** Massachusetts Department of Public Health Health and Homeland Alert Network  
**WebEOC:** a web-based communication tool for emergency managers and first responders

### PATIENT Transports\*

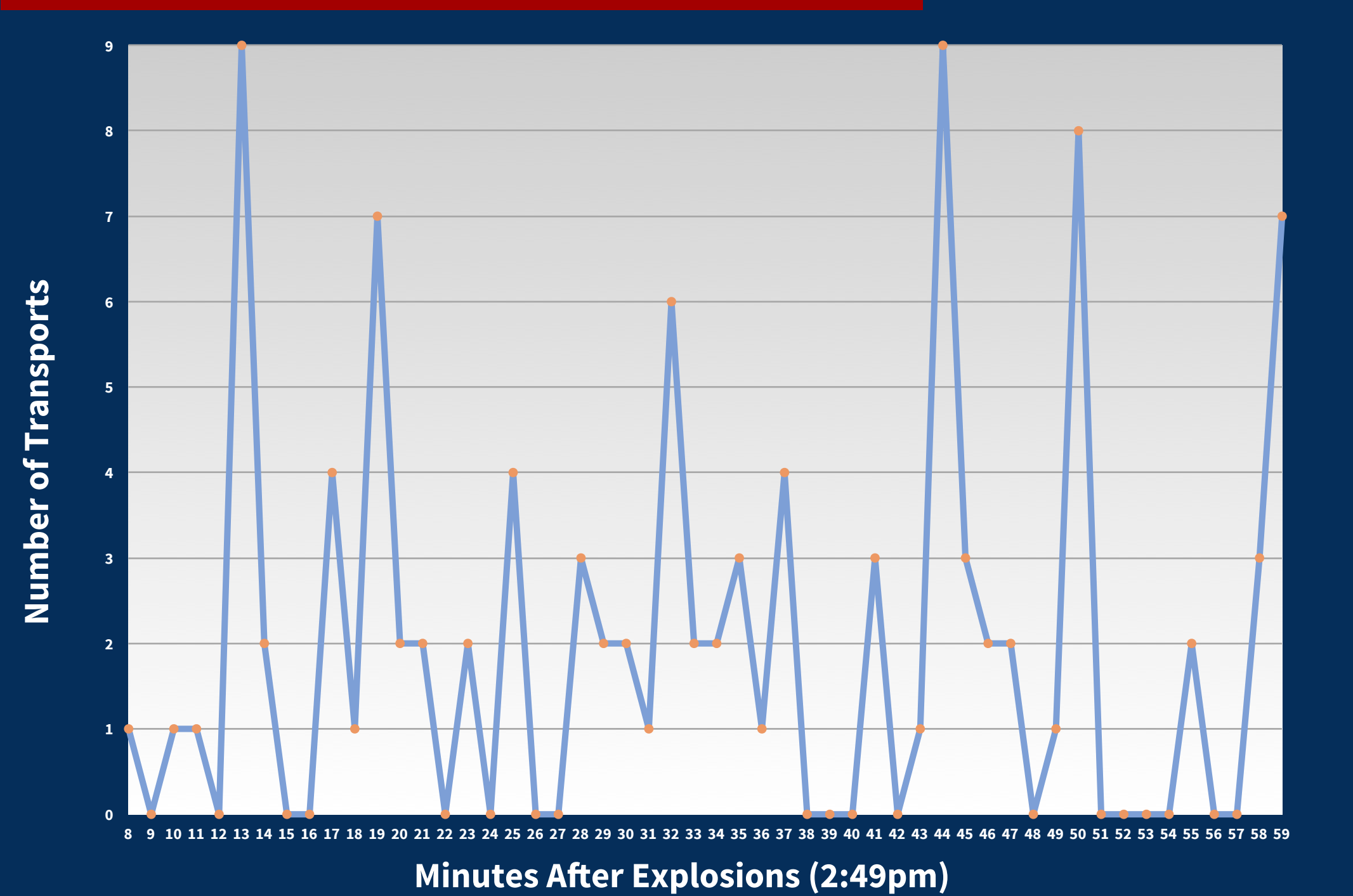
- 41% of critical transports in 30 minutes
- 75% of critical transports in 45 minutes
- 100% of critical transports in 60 minutes

\*16 non-critical patients were transported after 60 minutes, with the final transport occurring at 8:50pm.



**EMS Agency Legend**  
**Action:** Action Ambulance Service  
**American:** American Ambulance Service  
**AMR:** American Medical Response  
**Armstrong:** Armstrong Ambulance  
**EasCare:** EasCare Ambulance  
**Fallon:** Fallon Ambulance Service  
**LifeLine:** LifeLine Ambulance Service  
**McCall:** McCall Ambulance Service  
**Pro:** Professional Ambulance Service  
**Brewster Ambulance Service** also responded to the incident, but did not transport patients.

#### Ambulance Transport Timeline: First Hour



COMING THIS FALL

## *The 2013 Boston Bombings Response and Recovery Infographic*

including data on **injuries, support services, and other recovery activities.**  
 Available on the DelValle Institute for Emergency Preparedness Learning Center:  
<https://delvalle.bphc.org/bombinginfographic>



Produced by the Office of Public Health Preparedness, a division of the Boston Public Health Commission